


# Dear Zoo<sup>®</sup>

LIVE ON STAGE

Based on the classic book  
by Rod Campbell




DEAR ZOO © Rod Campbell 1982, 2007, published by Macmillan Children's Books.

## Resource pack for teachers EYFS and Key Stage 1 Activities

Created by Macmillan Children's Books and  
Geraldine Taylor MA, Educational Consultant

DearZooLive.com  @DearZooLive #DearZooLive



*A note to teachers:*


Macmillan Children's Books has created this pack as a professional resource for teachers of early years and key stage one. It's full of opportunities for vibrant learning and understanding around a familiar, well-loved story: *Dear Zoo* by Rod Campbell, which has been adapted by the author for the stage.

Alongside a trip to see the show, this education pack contains all the ingredients to encourage the expressive arts, imaginative play, stories and drama. Encourage children to dress up as animals or use animal toys or puppets, and make their own play based on this exciting story.

Nothing, as we know, succeeds to boost learning as much as talking about and pretending to be animals. This pack is bursting with ideas and concepts to encourage curiosity, imagination and hand-eye skills: the foundation of our literacy and learning. Your skilled questioning about the animals, what they are like and where they live in the wild will develop a scientific understanding and there are shapes and sizes to compare which will enhance maths vocabulary.


As each child chooses their own favourite among the animals, what would they actually need in order to look after them? What do they eat? Where do they normally live? Where do they sleep? Do they like human companionship? It's a rewarding opportunity to talk about responsibility for animals and to develop vocabulary and problem solving.

*Geraldine Taylor MA,  
Educational Consultant*



# Before the play


Introduce your class to the animals in  
Dear Zoo



What noises do you think they might make?

How might you behave if you were pretending to be a lion?  
Or an elephant? Or a frog? Try them all! Maybe you could turn  
your classroom into a zoo while you act out each animal. Do you think  
the different animals would get on well with each other?

Which pet do you think you would choose?



# Colouring

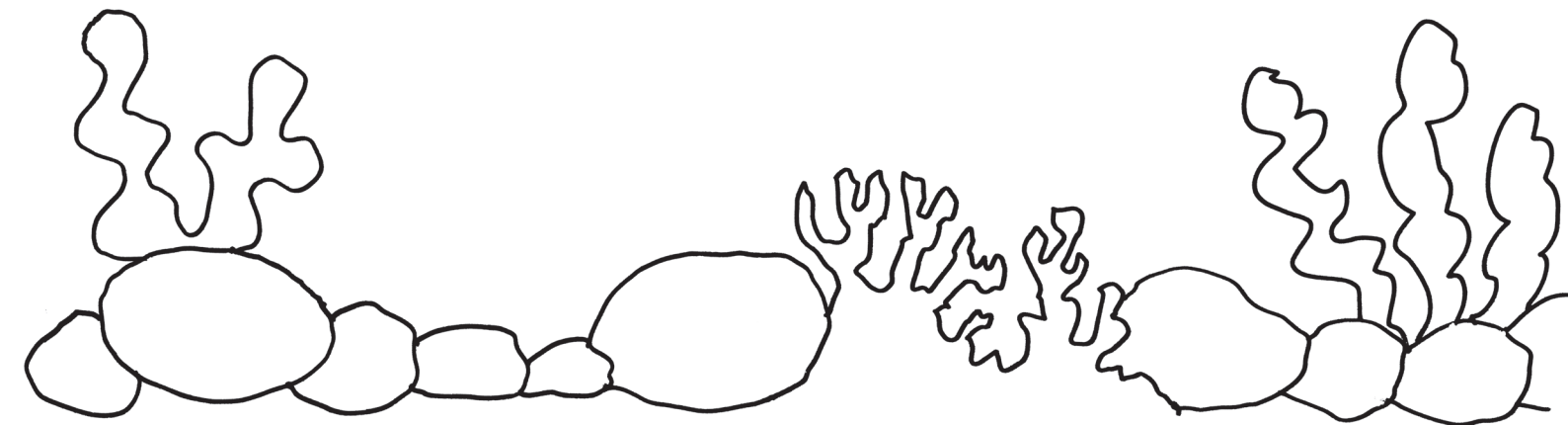

Giraffe uses his long neck to reach the leaves.




# Drawing and colouring

This jumpy frog is sitting on a lily pad on the pond.

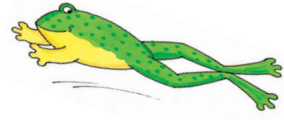
Draw lots of fish in the pond then colour it in.



Now count up your fish. How many are there?



# Frog is green



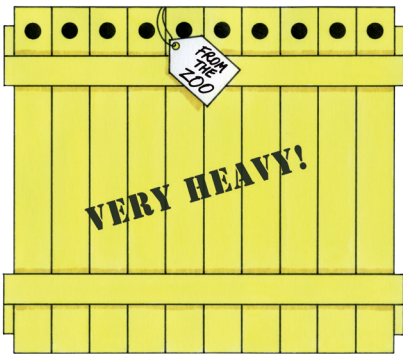
Write down or draw some other green things:

.....

.....

.....

.....

A large, empty rectangular box with a black border, intended for drawing green objects.

# Elephant's crate is yellow


Write down or draw some other yellow things:


.....

.....

.....

.....

A large, empty rectangular box with a black border, intended for drawing yellow objects.



# Camel's crate is **blue**

Write down or draw some other blue things:



.....


.....

.....

.....

# Snake's basket is **orange**

Write down or draw some other orange things:




.....

.....


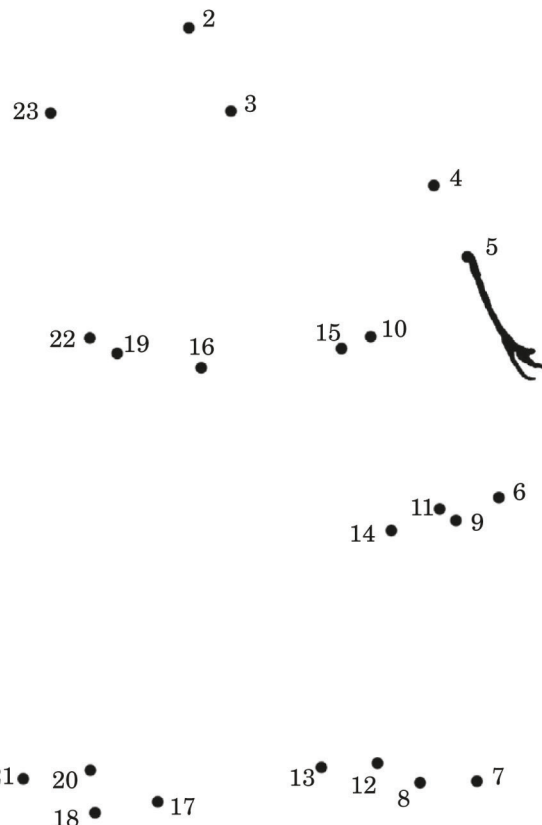
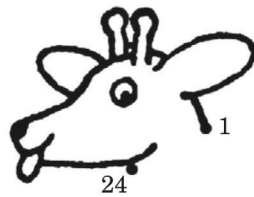
.....

.....



# Dot-to-dot giraffe

Join the dots following the numbers from 1 to 24 to find out who is hiding. After you have joined the dots, you could colour your picture.





# After the play


*Here are some questions you could ask your class after they have seen the play:*

Now you've seen the play, which pet would you choose? Is it the same pet that you chose before you saw the play?



In the play, each of the animals says a few lines about themselves. Elephant says:

*“Yes, I’m an elephant,  
the biggest beast of all.  
I’m so big and heavy,  
you wouldn’t say I’m small!”*




Why not choose one of the characters and make up a few lines for them? Then try to speak them in the way your animal might speak!



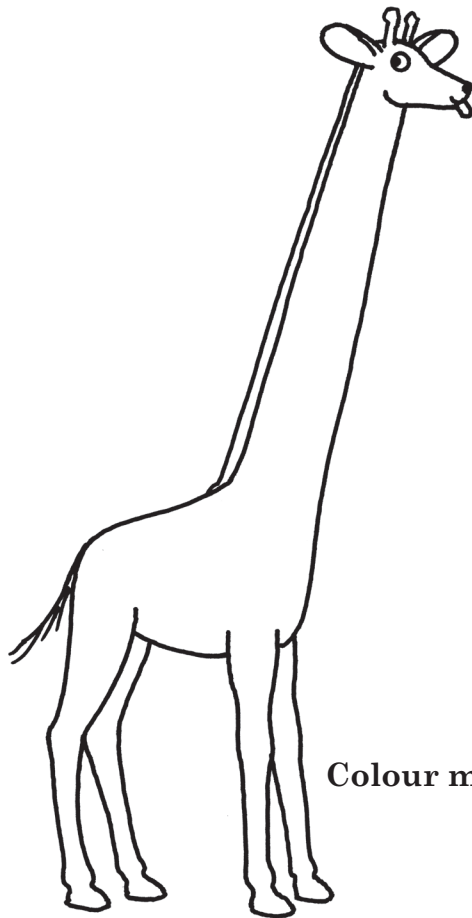
You could even try putting on a Dear Zoo play of your own! There is a template for a lion mask included in this pack, but you could make simple masks for the other animals in the same way.

*The next few pages have some word-based exercises that will encourage children to think about other ways to describe each animal. Once they've seen the play, perhaps they will think of the animals in different ways.*




# Giraffe was **too tall**

Can you say or write other words to talk about  
what a giraffe is like?



Colour me in!



# Lion was **too fierce**


Can you say or write other words to talk about  
what a lion is like?

.....

.....

.....

.....




Colour me in!

.....

.....

.....

.....



# Camel was **too grumpy**


Can you say or write other words to talk about  
what a camel is like?

.....

.....

.....

.....




Colour me in!

.....

.....

.....


.....



# Picture crossword

Put the animals' names in the squares of the puzzle.


**5**  
elephant



**1**  
lion




**3**  
puppy




**7**  
frog




**8**  
monkey






**4**  
giraffe




**6**  
camel




**2**  
snake



Write a letter to the zoo  
asking them to send you a pet.



How would you look after your pet?




Follow the instructions below to make this **lion mask**.

While you wear it, try prancing like a proud lion.

Can you roar like one too? What does it feel like to be a lion?

Pretend to be the other animals too.



1. Stick your activity sheet to a piece of card.
2. Colour in and decorate.
3. Cut out the mask along the dotted lines.
4. Fasten some elastic to the sides of the mask.

LIVE ON STAGE



# Dear Zoo®



The timeless children's classic returns to the stage!

This production will delight all those who have read the book (both young and old) as it unfolds with engaging puppets, music and lots of audience interaction.



## February

2 - 4	<b>THEATRE SEVERN</b> Shrewsbury / theatresevern.co.uk
7 - 8	<b>THE PLAYHOUSE THEATRE</b> Weston - super - Mare / theplayhouse.co.uk
10 - 11	<b>SOUTH MILL ARTS</b> Bishops Stortford / southmillarts.co.uk
14 - 18	<b>ARTSDEPOT</b> London / artsdepot.co.uk
19 - 20	<b>NEW WOLSEY THEATRE</b> Ipswich / wolseytheatre.co.uk
22 - 23	<b>DERBY THEATRE</b> Derby / derbytheatre.co.uk
24 - 25	<b>WYCOMBE SWAN</b> High Wycombe / wycombeswan.co.uk
28 - 29	<b>CASTLE THEATRE</b> Wellingborough castletheatre.co.uk

## March

2 - 3	<b>CREWE LYCEUM THEATRE</b> Crewe / crewelyceum.co.uk
6 - 7	<b>ST HELENS THEATRE ROYAL</b> St Helens / sthelenstheatreroyal.com
9 - 10	<b>WYVERN THEATRE</b> Swindon / swindontheatres.co.uk
12 - 13	<b>DARLINGTON HIPPODROME</b> Darlington / darlingtonhippodrome.co.uk
14 - 15	<b>ROYAL SPA CENTRE</b> Leamington Spa warwickdc.gov.uk/royalspacentre
22 - 23	<b>THE THEATRE</b> Chipping Norton chippingnortontheatre.com
25 - 26	<b>BRIDLINGTON SPA</b> Bridlington / bridspa.com
27 - 28	<b>HARROGATE THEATRE</b> Harrogate / harrogatetheatre.co.uk
29 - 30	<b>GATEHOUSE THEATRE</b> Stafford / gatehousetheatre.co.uk

## April

1 - 2	<b>EXETER NORTHCOTT THEATRE</b> Exeter / exeternorthcott.co.uk
6 - 7	<b>THEATRE ROYAL</b> Winchester / exeternorthcott.co.uk
8 - 9	<b>PALACE THEATRE</b> Southend / palacetheatresouthend.co.uk
11 - 16	<b>BIRMINGHAM HIPPODROME</b> Birmingham / birminghamhippodrome.com
18 - 19	<b>NEW THEATRE ROYAL</b> Portsmouth / newtheatreroyal.com
20 - 21	<b>LICHFIELD GARRICK THEATRE</b> Lichfield / lichfieldgarrick.com
23	<b>SWANSEA GRAND THEATRE</b> Swansea / swansea-grand.co.uk
26 - 27	<b>THE CUSTOMS HOUSE</b> South Shields / customhouse.co.uk
28 - 29	<b>BARNSELY CIVIC</b> Barnsley / barnsleycivic.co.uk

## May

2 - 5	<b>NORWICH THEATRE PLAYHOUSE</b> Norwich / norwichtheatre.org
7 - 8	<b>HAZLITT THEATRE</b> Maidstone / hazlitttheatre.com

DearZooLive.com

@DearZooLive #DearZooLive

